

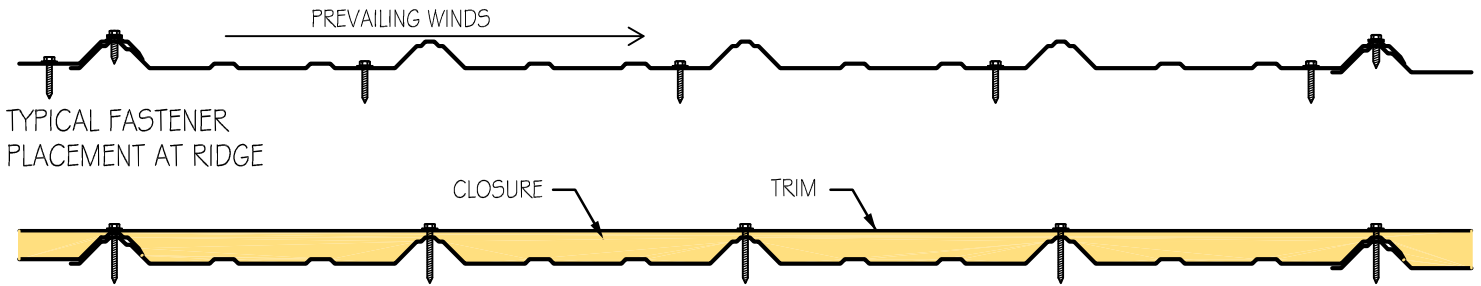
Bridger Steel Inc.

TUF-RIB PANELS

FASTENER INSTALLATION:

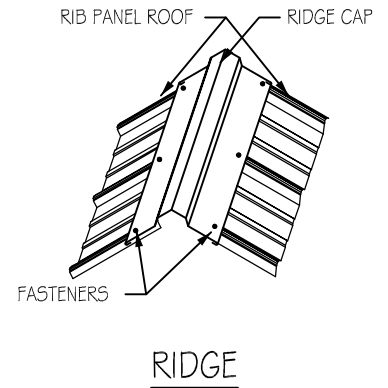
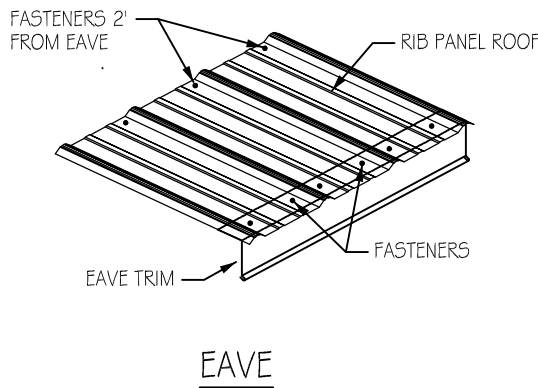
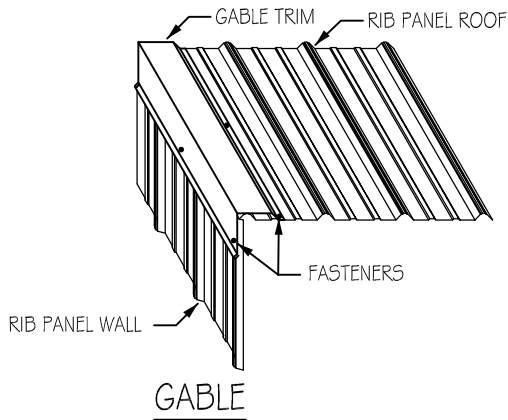
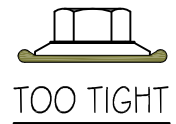
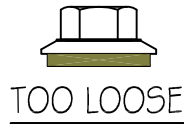
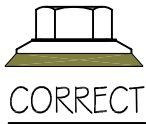
Screw fasteners have been proven to have 2 to 3 times the holding power of nails. For max. holding power, it is recommended that the min. wood penetration be 1 inch. Utilizing screw fasteners with neoprene and metal washers have an excellent quality and are specifically designed for fastening in the sheet pan (flat area) of the ribbed metal roofing panels. Screw fasteners can also be used on the flat panels high rib, particularly for sidelap attachment. For OSB and plywood 1/2" or less, use #14x1" wood screws.

TYPICAL FASTENER PLACEMENT



FASTENER TORQUE:

Correct torquing of fasteners leaves the sealing material slightly visible at edge of metal washer. This method is watertight.
Too loose leaves the sealing material not visible. This method does not have enough compression to seal properly.
Too tight of application leaves the neoprene damaged and unreliable for long term sealing.



IMPORTANT NOTICE:

To prevent damage to panels and trim, install immediately or store in a cool dry area. Carbonized steel, Galvanized steel, Aluminized steel, Galvalume and all alloys of Aluminum are susceptible to what is commonly referred to as White or Black Rust and water stain. These stains are caused by electrolysis, which occurs when moisture exists between stacked sheets. Painted metal products are also susceptible to change of or loss of paint gloss discoloration, delaminating, disintegrating and other accelerated defects of the paint as a result of moisture between the panel sheets. Bridger Steel assumes no responsibility of liability for damage to our product which occurs in the possession of the consignee or which we deem to be improper handling and storage. If panels are to be cut or drilled be certain to wipe free any metal filings that may accumulate. protective plastic film on the trim should be removed within 90 days. Failure to follow these instructions may void the warranty.

CUSTOMER NAME